

## D2SA Series

### Sensor head

**(Retro Reflective Type)**

DSR-800 8 meter  
DSR-5000 70 meter Max

**(Diffuse Reflective Type)**

DSD-100 1.5 meter Max

**(Thru-beam type)**

DSTC-200 2 meter  
DSTC-200-M8 2 meter, QD type  
DSTA-200 2 meter, Line Beam  
DSTA-200-M8 2 meter, Line Beam, QD type

### Amplifier

**(Stand Alone Type)**

D2SA-MNS 2CH with Analogue, NPN  
D2SA-MPS 2CH with Analogue, PNP  
D2SA-MN3S 1CH, NPN  
D2SA-MP3S 1CH, PNP  
D2SA-MNS-M8 1CH, NPN, M8-QD  
D2SA-MPS-M8 1CH, PNP, M8-QD

**(Interconnect Type - Master Units)**

D2SA-MN 2CH with Analogue, NPN  
D2SA-MP 2CH with Analogue, PNP  
D2SA-MN3 1CH, NPN  
D2SA-MP3 1CH, PNP  
D2SA-MN-M8 1CH, NPN, M8-QD  
D2SA-MP-M8 1CH, PNP, M8-QD

**(Interconnect Type - Slave Units)**

D2SA-SN 2CH with Analogue, NPN  
D2SA-SP 2CH with Analogue, PNP  
D2SA-SN1 1CH, NPN  
D2SA-SP1 1CH, PNP

Digital Amplifier with Modular Laser Optics.  
Two independent outputs, high speed  
response up to 60μsec.

Max. 70 meter sensing distance with  
coaxial beam light source.  
(Retro-reflective Type)

Technical data are available at ;  
<http://www.optex-fa.com>

- Specifications and technical information not mentioned here are written in Operation Manual. Or visit our website for details.
- All the warnings and cautions to know prior to use are given in Operation Manual.

**OPTEX FA** OPTEX FA CO., LTD.  
607-8085 Kyoto Yamashina Takehanadounomae 46-1, Japan  
TEL. +81-(0)75-594-8123 FAX. +81-(0)75-594-8124  
<http://www.optex-fa.com>



The Master and Slave Amplifiers reduce installation time and save on wiring.

By using the lens attachment the spot beam can be changed into a Large area beam or a 40 mm wide line.

### e-con, the easy connection

Just snap-in the e-con to connect to amplifiers. All the sensor heads are connectable to any amplifier with the preset e-con mechanics.



D2SA-MNS (NPN type)  
Stand Alone Amplifier

### IP67 water tightness

All the DS Series sensor heads secures IP67 Water tightness with its rugged housing.



DSR-800  
Retro-reflective  
sensor head

BL-W130L-1  
beam selector

## Sensor head and Amplifier List

### Sensor head

Type	Model	Mode	Sensing Distance
Retro Reflective	DSR-800 (Reflector MP45)	Long	8 meter Remark (1)
		Standard	5 meter
		Fast	2 meter
	DSR-5000 (Reflector P250F) Remark (2)	Long	0.5 - 50 meter
		Standard	0.3 - 35 meter
		Fast	0.1 - 20 meter
Diffuse Reflective		Long	1.0 meter
		Standard	0.7 meter
		Fast	0.25 meter
Thru-beam Cable type	DSTC-200	Standard	2 meter
	DSTA-200	Standard	2 meter
Thru-beam M8 QD type		Measurement	0.5 meter
		Standard	2 meter
		Standard	2 meter

### Amplifier

Type	Mode	Specifications
Stand Alone Type	D2SA-MNS	2CH with Analogue, NPN
	D2SA-MPS	2CH with Analogue, PNP
	D2SA-MN3S	1CH, NPN
	D2SA-MP3S	1CH, PNP
	D2SA-MNS-M8	1CH, NPN, M8-QD
	D2SA-MPS-M8	1CH, PNP, M8-QD
Interconnect Type Slave Units	D2SA-SN	2CH with Analogue, NPN
	D2SA-SP	2CH with Analogue, PNP
	D2SA-SN1	1CH, NPN
	D2SA-SP1	1CH, PNP
		2CH with Analogue, NPN
		2CH with Analogue, PNP
	1CH, NPN	
	1CH, PNP	
	1CH, NPN, M8-QD	
	1CH, PNP, M8-QD	

Remark (1) Lens attachment BL-W130L-1 will change the sensing distance of DSR-800 head as follows ;  
Line Beam : Long mode / 2m, Standard / 1.5m, Fast / 1m  
Area Beam : Long mode / 1.5m, Standard / 1m, Fast / 0.6m

Remark (2) The MP-45 reflector is used when the sensing distance will be less than 10 meters.  
MP45 : Long mode / 0.5 - 20m, Standard / 0.3 - 10m, Fast / 0.1 - 5m

Remark (3) The sensing distance of the DSD-100 is defined with a 200 x 200 mm white paper target.

Remark (4) Fast Mode is not available when using the "DSTA" sensing heads in Measurement Mode.  
Measurement Mode is only possible when using the 2CH type amplifiers.

## 2 Amplifier Types (Standalone & Interconnect)

The Interconnect Type amplifiers are convenient when using multiple D2SA amplifiers in parallel. 8 amplifiers can be connected together if the ambient temperature does not exceed 50°C. A maximum of 30 amplifiers can be connected together, the surrounding temperature must be 40°C or less.

The Interconnect Type amplifiers automatically provide Cross-talk prevention for up to 4 amplifiers. The D2SA series amplifiers can be connected to Optex-FA's D2RF series fiber optic amplifiers.



Stand Alone type




Interconnect type

Cross-talk prevention for up to 4 amplifiers.

## Programmable external input


The External input can be programmed to operate in one of the following modes.

- Remote teach
- Laser OFF
- Synchronizing signal input
- Counter reset



## 2 Independent outputs & Analog

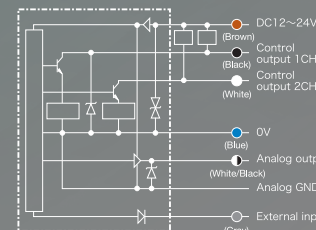
2CH models have two digital outputs for control and/or alarm, there is also a 4~20 mA analog output. The external input can be configured to operate as needed.



## Wiring Diagram : (N = NPN, P=PNP)

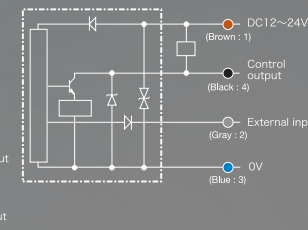
### 2CH output types

D2SA-MN(P)S / D2SA-MN(P) / D2SA-SN(P)



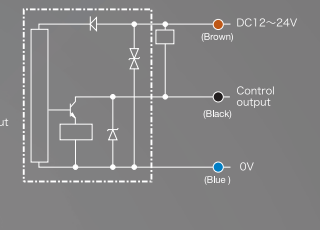
### 1CH, M8-QD types

D2SA-MN(P)S-M8, D2SA-MN(P)-M8



### 1CH types

D2SA-MN(P)3S / D2SA-MN(P)3 / D2SA-SN(P)1



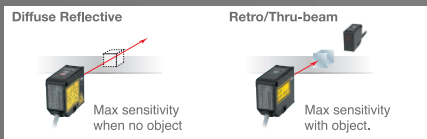
Remark Slave Unit "D2SA-S□□" is powered by Master unit, so power lines are not available.



The Interconnect Type Amplifiers (Master: D2SA-M, Slave: D2SA-S) can be connected in parallel to provide Cross-talk prevention as well as to transfer settings. It is possible to connect a maximum of 30 amplifiers together. (12 VDC @ 40 °C ambient or less)

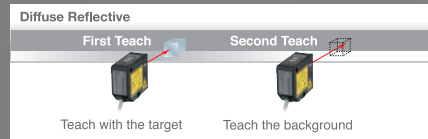
## A choice of 6 convenient Teach functions to solve any application.

### Single Point Teach




Use this teaching mode when no target is present. Set the threshold so the sensor does not detect the background.

### Two Point Teach



This is the basic setting method for the DSD-100 Diffuse Reflective type sensor. First teach with the target present and then teach the background. The threshold is then set between the target value and the background.

### Transparent Object Teach



This mode is only for the DSR-800 Retro-Reflective sensor. Teach without the target present so that the sensor is set to the maximum sensitivity, the DSR-800 is able to easily detect transparent film, bottles, glass, etc.

### Automatic Teach



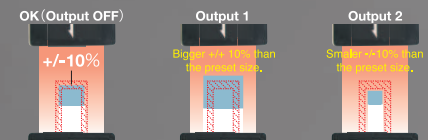
In this mode there is no reason to stop the conveyor. It is possible to teach the sensor while the product is running.

### Zone Teach



Select the detection area. Use the Up / Down buttons to set the area within +/- 10%. After teaching this area can be increased or decreased by adjusting the settings.


### Judgement Teach



This function is exclusive to the DSTA-200 wide beam measurement sensing heads. Used to judge the size and width of a target within +/- 10% of the specified size. Even if the object position changes the sensor will detect it, so this is actually Area Teach.

## Dual Digital Display

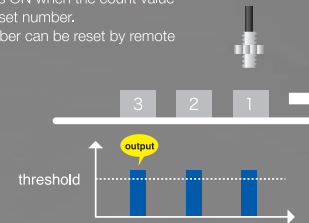
The Threshold value and the Reflected Light level are both indicated at the same time, setting the sensitivity is easy.



## Counter Mode

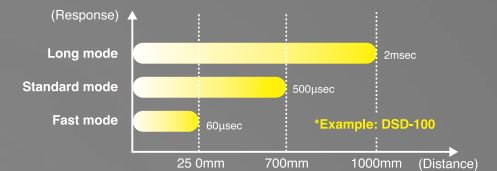
### Counter Mode:

The output turns ON when the count value reaches the preset number. The preset number can be reset by remote teach.



## Response Time

Select the sensing distance and response time based upon your application.




## DSR-5000 : Max. 70 meter sensing distance (Long Mode with Sensitivity Compensation ON)

When used with the P250F reflector a 70 meter distance is possible.



When using the smaller MP-45 reflector the sensing distance will be reduced as indicated.





### Detecting obstructions on a moving conveyor

With a 70 meter sensing distance the DSR-5000 is able to detect obstructions along the length of a moving conveyor.

**Long Mode : 0.5 - 20 meter**  
**Standard Mode : 0.3 - 10 meter**  
**Fast Mode : 1 meter**

## DSR-800 : Three kinds of spots are selectable

DSR-800 will successfully detect a clear glass object or PET bottle, 2mm of fine spot will help to secure the performance against the glass material thanks to "Glass Teach" function of Amplifier D2SA.



### Disposition of glass plate

It's ideal. The DSR-800 has a 2 mm projected beam (at 2 meter distance) with coaxial optics, it can reliably detect even a slight disposition of the glass plate. Sensitivity setting is easy with the D2SA amplifier's Glass Teach setting.



### Edge guiding transparent film

Use two DSR-800 sensors located on both sides of the film. The sensor is sensitive enough to detect a slight change in the received light.



### Printing on transparent glass

You can verify the presence of printing on glass by using the DSR-800 and the optional lens attachment BL-W130L-1. If using a small spot or a line type for detection this would not be possible.

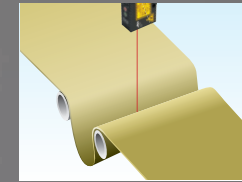
DSR-800 can change its sensing spot into Line beam (40 X 1 mm), or Area spot (35 X 35mm) by using optional beam selector BL-W130L-1.

BL-W130L-1  
beam selector




## DSD-100 : Diffuse Reflective sensor with 1.5 meter sensing distance.

In the Long mode with Sensitivity Compensation ON, a 1.5 meter sensing distance is possible. Ideal for positioning applications due to the coaxial optics and 1 mm projected beam



### Loop control of a rubber belt

With two independent outputs the D2SA amplifier can be used as a loop control on a rubber belt. The analog output can also be used to control the amount of the loop.

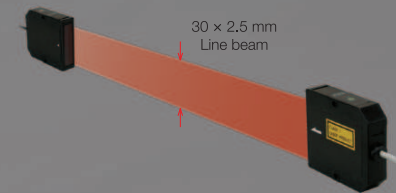


### Detecting a small object from a distance

Safe sensing from a distance. This application is an example of sensing a metal part located on a glass plate in the automotive industry.

## DSTA-200 : 30mm width Line Beam for sorting application with 4-20mA output.

Ideal for sorting by width and size of objects. Measurement Mode will give analogue signal for use in the range of 0.5 meter.



### Sorting by size


Checking the shape of a metal part. The DSTA-200 projects a parallel line beam, it can detect the part even if the position changes.




### Finding a fine chip vacuumed by picker.

With a 30 mm wide projected beam it is possible to check for the presence of the object even if the position changes.

## DSTC-200 : 2mm sharp and small spot



At the rated distance of 2 meters the projected beam is only 2 mm in diameter.



### Counting wafers

The DSTC-200 is ideal for counting wafers in a cassette. The 2 mm projected beam is small enough to pass between the wafers without worrying about stray reflections. The Counter function in the D2SA amplifier is convenient to verify that the correct number of wafers are present in the cassette.

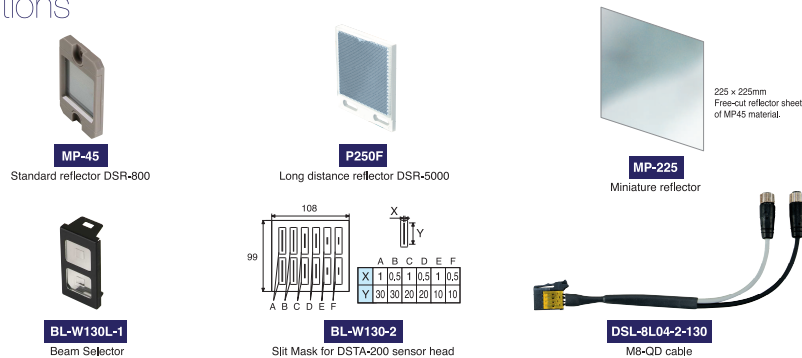
# Sensor Head

## Specification

Model	Retro reflective type		Diffuse reflective type	Thru-beam beam type	Thru-beam / Measurement type	
<b>Cable</b>	DSR-5000	DSR-800	DSD-100	DSTC-200 Emitter: DSTC-D Receiver: DSTC-200	DSTA-200 Receiver: DSTA-D	
<b>M8 QD-type</b>	-	-	-	DSTC-200-M8	DSTA-200-M8	
<b>Emitter M8</b>	-	-	-	DSTC-S	DSTA-S	
<b>Detector M8</b>	-	-	-	DSTC-R	DSTA-R	
<b>Amplifier unit</b>	D2SA-M□□ / D2SA-M□-M8 / D2SA-S□□					
<b>Light source</b>	Visible light semiconductor laser 650nm					
<b>Output</b>	max. 3mW			max. 390μW		
<b>IEC/JIS CLASS</b>	CLASS 2			CLASS 1		
<b>FDA CLASS</b>	Class II					
<b>Detection distance</b>	<b>Long</b>	0.5 - 50 m	8 m	1 m	2 m	2 m
*1	<b>Standard</b>	0.3 - 35 m	5 m	0.7 m	2 m	Length measurement mode : 0.5 m (Only Long and Standard)
	<b>Fast</b>	0.1 - 20 m	2 m	0.25 m		
<b>Spot size</b> *2	Selectable see Page 5		Approx. 1 mmØ	Approx. 2 mmØ	Approx. 30 x 2.5 mm	
<b>Repeat accuracy</b> *3	0.2 mm		0.2 mm	0.2 mm	0.3 mm	
<b>Indicator light</b>	Laser radiation indicator light: Green Output indicator light: Orange					
<b>Operating temperature/humidity</b>	-10 to +55°C/35 to 85 %RH (No condensation or freezing)					
<b>Store temperature/humidity</b>	-25 to +70°C/35 to 85 %RH (No condensation or freezing)					
<b>Ambient light</b>	3,000 lx (Incandescent light)		10,000 lx (Sunlight)			
<b>Shock resistance</b>	10 to 55 Hz Double-amplitude 1.5 mm 2 hours at each direction of X, Y and Z					
<b>Protection category</b>	IP67					
<b>Material</b>	PC (Case, Cover) PMMA / Glass (Front glass)					
<b>Weight (including the codes)</b> *4	45g		90g		115g	

- \* 1 DSD-100 : With white paper (90 % of 200 x 200 mm DSR-800 : With the reflector MP-45 (accessory)
- \* 2 Defined with center strength 1/62 (13.5%).
- \* 3 There may be leak light other than the specified spot size. The sensor may influenced when there is a highly reflective object around the targets
- \* 4 Right angle to sensing axis.
- \* The weights of DSTC-200 and DSTA-200 include the emitter and the receiver.  
For the model M8-QD type, replacement is available only for the emitter and the detector.

## Options



## Dimensions (mm)

